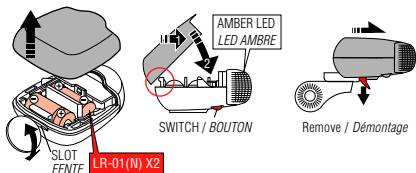
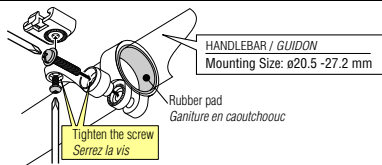


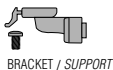
## Replacing batteries / Remplacement de la pile



## Assembling / Montage



## Spare Accessories / Accessoires de Montage



BS-3  
 $\phi 12.7 - 13.8$   
BS-5  
 $\phi 15.5 - 16.5$

HP-5  
 $\phi 19.0 - 22.8$   
SP-5  
 $\phi 23.5 - 27.2$   
SP-6  
 $\phi 26.5 - 30.5$   
SP-7  
 $\phi 28.8 - 32.5$   
SP-8  
 $\phi 31.0 - 34.5$

### Caution/ Attention

- \* Carefully install batteries, insuring proper polarity.
- \* For best performance, do not mix new and old batteries.
- \* Please be sure to securely attach the light to your bicycle.
- \* Do not shine this light directly into eyes.
- \* *Respectez la polarité des piles.*
- \* *Évitez de mélanger nouvelles et anciennes piles.*
- \* *S'assurer de bien attacher la lumière au vélo.*
- \* *Ne regardez pas cette lampe directement dans les yeux.*

### For UK Consumers

- \* Do not use in flashing mode on public roads, when directly attached to a bicycle, as this is a violation of highway regulations.
- \* When used for cycling this light should be used in conjunction with a British Standard 6102/3 cycle light.