



VOLT200XC™

HL-EL060RC

Manual



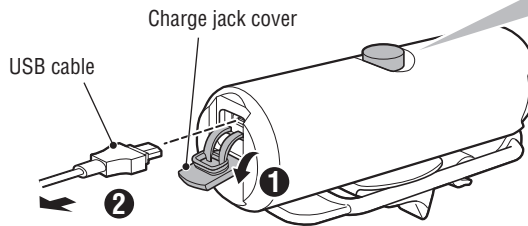
Before using the light, read this manual thoroughly and keep it for future reference.

Design Pat. Pending
Copyright © 2016 CATEYE Co., Ltd.
HLEL060RC-160726 2



1 HOW TO CHARGE

Always charge the product before use.



To PC or USB battery charger

Switch (Indicator)



Charging



Charging is completed

Standard charging time

Approx. **3h**
(USB 2.0)

⚠ PRECAUTIONS ON USE

- Before your trip, please make sure the light is firmly mounted to the bracket, it lights up, and the light is not blocked by baggage, etc.
- Do not place it within children's reach.
- In preparation for unexpected battery shutoff, we recommend you carry a spare light.
- Mounting the light unit too close to a wireless computer may adversely affect the reading of the computer.
- Charging, discharging, and storing in high temperatures will cause the rechargeable battery to deteriorate faster.
Do not place the light inside a vehicle or near a heater.
- This product is water-resistant under normal daily use and can be used in the rain. However, do not intentionally submerge it in water.
- If the light unit or parts become dirty with mud, etc., clean with a soft cloth which is moistened with mild soap.
Never apply paint thinner, benzene or alcohol; damage will result.

⚠ PRECAUTIONS ON CHARGING

- We recommend using 500+mA (USB2.0) USB battery charger.
- Avoid charging in direct sunlight or in a vehicle parked under direct sunlight, and make sure to charge only when the ambient temperature is between 5 and 40°C (41°F and 104 °F).
- Before charging, be sure that no dust or other foreign objects attach to the USB plug.
- Do not subject the light to vibrations while charging.
- When your PC is in sleep state, the unit cannot be charged.
- Once charging is complete, be sure to disconnect the USB plug.
- Charging and lighting times are approximate values, and will vary by environmental and user conditions.
- If the illumination time is significantly reduced even after proper charging, the rechargeable battery may be nearing the end of its service life. Dispose of the battery as described in "PRECAUTIONS ON DISPOSAL".

⚠ PRECAUTIONS WHEN MOUNTING

Check periodically to ensure that the light unit is attached securely. Do not use a damaged rubber band.

⚠ STORAGE PRECAUTIONS

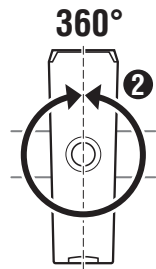
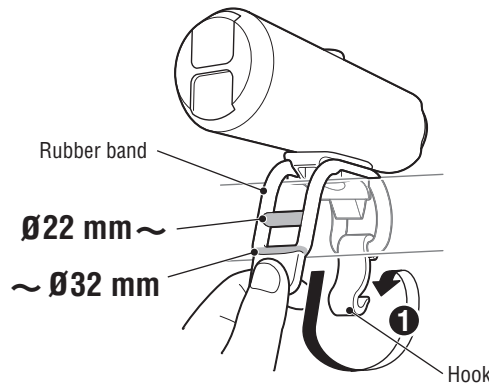
Cool and dry storage is recommended. For long period storage, it is important to charge the battery 30 minutes every 6 months.

⚠ PRECAUTIONS ON DISPOSAL

When disposing of the light unit, remove the internal rechargeable battery and dispose of it according to local regulations.

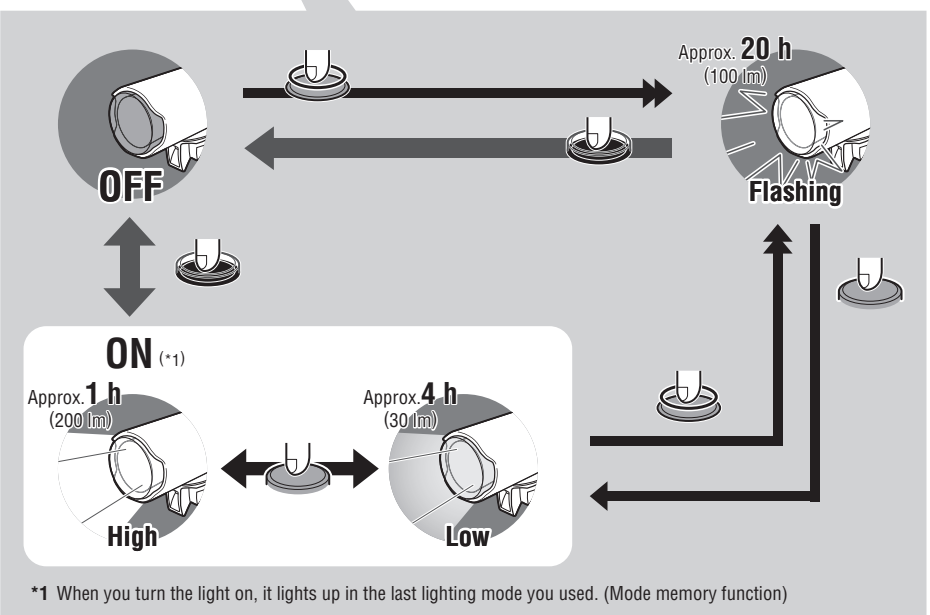
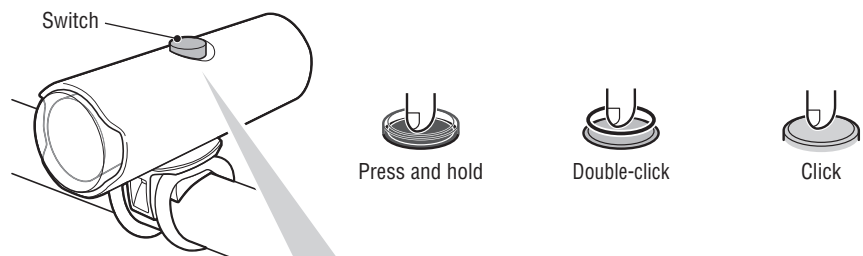
2 HOW TO MOUNT

Attach securely in the mounting position.



This light rotates 360 degrees to adjust angle.


3 SWITCH OPERATION



* When the switch (indicator) lights up, the remaining battery power is 20% or less. Please charge as soon as possible.

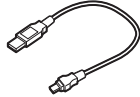
SPARE / OPTIONAL PARTS

5441621



Rubber band and hook

5342730



USB cable
(MICRO USB)

SPECIFICATIONS

Battery : Rechargeable lithium-ion battery (800 mAh)
Temperature range : 14°F – 104°F (-10°C – 40°C)
Recharge/discharge number of times : About 300 times (until the rated capacity drops to 70%)
Dimensions/weight : 36-41/64" x 1-3/16" x 1-37/64"
(93.1 x 30.3 x 40 mm) / 2.65 oz (75 g)

* The specifications and design are subject to change without notice.

LIMITED WARRANTY

2-year Warranty: Light unit only (excludes battery deterioration)

CatEye products are warranted to be free of defects from materials and workmanship for a period of 2 years from original purchase. If the product fails to work during normal use, CatEye will repair or replace the defect at no charge. Service must be performed by CatEye or an authorized retailer. To return the product, pack it carefully and enclose the warranty certificate (proof of purchase) with instruction for repair. Please write or type your name and address clearly on the warranty certificate. Insurance, handling and transportation charges to CatEye shall be borne by person desiring service.

For UK and REPUBLIC OF IRELAND consumers, please return to the place of purchase. This does not affect your statutory rights.

Please register your CatEye product on the website.
<http://www.cateye.com/en/support/regist/>

CATEYE CO., LTD.

2-8-25, Kuwazu, Higashi Sumiyoshi-ku,
Osaka 546-0041 Japan
Attn: CATEYE Customer Service
Section
Phone : (06)6719-6863
Fax : (06)6719-6033
E-mail : support@cateye.co.jp
URL : <http://www.cateye.com>

[For US Customers]
CATEYE AMERICA, INC.
2825 Wilderness Place Suite 1200,
Boulder CO 80301-5494 USA
Phone : 303.443.4595
Toll Free : 800.5.CATEYE
Fax : 303.473.0006
E-mail : service@cateye.com